



FLATBOX®

SWEDEN

DLS

## FLATBOX M-One

M-One is for the connoisseur who wants a near perfect sound quality without imposing on a carefully designed home. Their minimalistic, contemporary design is subtle while their sound takes full advantage of all our breakthrough design technology.



## M as in Music

The Flatbox M-Series is love at first sight. Never before have you seen anything like them mounted on a wall. And if there is such a thing as a tension to sound, it is when you turn the volume right up on the M-Two. The presence is almost overwhelming. Put on Supertramp's "School", and singer Roger Hodgson will be standing right there.

### New sound design technology

A high-end loudspeaker is made up of a hundred perfect details like cast driver baskets and air coil low loss inductors, but it's the Waveguide and Time Alignment design technologies developed exclusively for the M-series that is magic behind the sound. The waveguide allows for better coupling between the tweeter diaphragm and surrounding air to reduce baffle edge diffraction. And since the tweeter is integrated into the grille design, there are no other edge reflections.

### Perfect sound needs perfect timing

Basically, Time Alignment Technology means mounting the tweeter and the mid/woofer drivers perfectly on the depth axis to let all sound reach your ear at exactly the same millisecond. In theory this might seem easy but making it happen is altogether more difficult. But it was worth the entire 3247 hours designer Mats Andersen put into developing the M Series.


So you can listen happily ever after...



## FLATBOX M-Two

With DLS it's simple – the bigger the speaker, the bigger the sound, whilst still keeping the character and tonality. Simply, M-Two is our flagship. No compromises. No shortcuts. The M-Two design will demand your attention; the sound will never let it go.

NEW



## FLATBOX D-One

D-one, the ultimate speaker for those looking to combine a high-fidelity sound with a design that stands out from the crowd, all in the same unit. The nicely flat design makes you really want it to be visible in your home environment.

You can easily adapt it to the rest of the interior with the help of the eight different colored grilles supplied. The grille colors are shown below. D-One comes in two colors, white or black high gloss piano finish.



Grille colors

# FLATBOX slim series

# FLATBOX series

## SLIM MINI



Flatbox Slim series is a smaller alternative to Flatbox Mini & Large. They can be used in many different ways, as front speakers, rear speakers or as a centre in a surround system. The perfect alternative if you want smaller speakers with a big sound.

## SLIM LARGE



## FLATBOX MINI

Flatbox Mini, with the flat design, is the perfect alternative to In-wall speakers. The design allows you to place them anywhere you want. You can also use them as extra speakers in a multi room system; the flat design makes them fit everywhere.



## FLATBOX MIDI

Flatbox Midi, a little bit bigger than the Mini, still with the flat design, is the perfect alternative to In-wall speakers. This amazing speaker has an optimized shape for performance with a wide frequency response.



## FLATBOX LARGE

Flatbox Large can be used in many different ways, as front speakers, rear speakers or even as a centre in a surround system. The perfect alternative if you want small speakers with a superb sound; the flat design makes them fit everywhere.



## FLATBOX XL

Flatbox XL can be used in many different ways, as front speakers, rear speakers or even as a centre in a surround system. The perfect alternatives if you want speakers with an extremely good sound; the flat design makes them fit everywhere.



## FLATBOX XXL

Flatbox XXL can be used in many different ways, as front speakers, rear speakers or even as a centre in a surround system. The perfect alternatives if you want speakers with an extremely good sound; the flat design makes them fit everywhere.

The XXL is the latest member of the Flatbox family with a superb sound thanks to the advanced 2.5-way technology.

NEW


SWEDEN

DLS

NEW



**FLATSUB 8.2** is the perfect choice if you want to hang your sub on the wall, or hide it away under a chair or a sofa. The small dimensions make it easy to hide this active subwoofer wherever you want. The Flatsub 8.2 matches DLS speakers superbly. Both white and black speaker fronts are included.



**FLATSUB 8 LARGE** is the perfect alternative if you want more and deeper bass sound from a wall hung subwoofer. The small dimensions make it easy to hide this active subwoofer wherever you want. The Flatsub 8 Large matches DLS speakers superbly. Both white and black speaker fronts are included.

## BLUETOOTH 2.1



**FLATSUB Stereo-One** is a complete stereo system, an active subwoofer with a built-in class D power amplifier for the subwoofer, and a stereo amplifier for a pair of Flatbox speakers. It is designed to use as a single amplifier unit. The subwoofer allows great freedom in placement. With the controls you can adjust level for front system, level for subwoofer, crossover frequency and Bass EQ, which makes it easy to adjust for the acoustics in your listening room. A bluetooth receiver is included for wireless streaming from your smartphone, tablet or computer.

NEW



**FLATSUB MIDI** is a new member of the flatbox family. Hang your sub on the wall, or hide it away under a chair or a sofa. The small dimensions make it easy to hide this active subwoofer wherever you want. The Flatsub MIDI matches all Flatbox speakers superbly. When hung, both the speaker and the amplifier is directed towards the wall.

# INSTALLATIONS

NEW



## DLS Flatbox cable 1.6

A super flat stereo cable, only 1.8 mm thick and 11 mm wide. Ideal for wall mounting or under a carpet.

Can be taped on the wall with our double-sided adhesive tape.

The cable is made of compressed thin plated OFC braid making the cable super flat and highly flexible. The thin plated copper contributes to a better sound quality by minimizing the skin-effect and making less current jumps between the wire surfaces. A perfect cable for Flatbox installations.

Cable area  $2 \times 1,6 \text{ mm}^2$  / AWG15

### Advantages

- Unobtrusive wiring on wall and under carpet
- No special installation tools required
- Easy to strip
- Flexible design for easy routing in corners and around doorframes
- Easy connection. No connectors are required
- Paintable insulation
- Can be taped to the wall with our double-sided adhesive tape
- Tin plated conductors provides excellent corrosion resistance
- Made in Sweden

### Adhesive tape

This double-sided adhesive tape is ideal for mounting the cable on the most surfaces like plastic, metal, wallpaper etc. A 10 meter roll is included with each 100 meter speaker cable roll, if you need more, the tape rolls can be ordered separately.

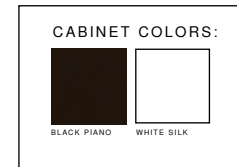


SWEDEN

DLS

## FLATBOX

MODEL	FLATBOX SLIM MINI	FLATBOX SLIM LARGE
TYPE	WALL MOUNT SPEAKER	WALL MOUNT SPEAKER
DESCRIPTION	1-WAY SEALED BOX	2-WAY BASS REFLEX
IMPEDANCE (ohm)	8	8
DIMENSIONS HXWXD (mm/inch)	180/7.1 X 180/7.1 X 80/3.15	470/18.5 X 170/6.7 X 80/3.15
WEIGHT (kg/lbs) PER SPEAKER	1,3 / 2,7	2.83 / 6.24
EXTRAS (included)	WHITE AND BLACK FRONT	WHITE AND BLACK FRONT



MODEL	FLATBOX MINI	FLATBOX MIDI	FLATBOX LARGE	FLATBOX XL	FLATBOX XXL
TYPE	WALL MOUNT SPEAKER	WALL MOUNT SPEAKER	WALL MOUNT SPEAKER	WALL MOUNT SPEAKER	WALL MOUNT SPEAKER
DESCRIPTION	2-WAY BASS REFLEX	2-WAY BASS REFLEX	2-WAY BASS REFLEX	2-WAY BASS REFLEX	2.5-WAY BASS REFLEX
IMPEDANCE (ohm)	8	8	4	4	4
DIMENSIONS HXWXD (mm/inch)	240/9.5 X 240/9.5 X 92/3.6	380/14.9 X 210/8.3 X 92/3.6	520/20.5 X 220/9.7 X 92/3.6	630/24.8 X 220/9.7 X 92/3.6	940/37 X 240/9.5 X 92/3.6
WEIGHT (kg/lbs) PER SPEAKER	2.2 / 4.8	4 / 8.15	4.6 / 10	5.9 / 13	11,1 / 24,5
EXTRAS (included)	WHITE AND BLACK FRONT	WHITE AND BLACK FRONT	WHITE AND BLACK FRONT	WHITE AND BLACK FRONT	WHITE AND BLACK FRONT

MODEL	FLATBOX M-One	FLATBOX M-Two	FLATBOX D-ONE
TYPE	WALL MOUNT SPEAKER	WALL MOUNT SPEAKER	WALL MOUNT SPEAKER
DESCRIPTION	2-WAY BASS REFLEX	2.5-WAY BASS REFLEX	2-WAY BASS REFLEX
IMPEDANCE (ohm)	4	4	4
WOOFER / MIDRANGE	6,5" KEVLAR CONE	6,5" AL CONE / 6,5" KEVLAR CONE	5"
TWEETER	30 MM WAVEGUIDE	30 MM WAVEGUIDE	30 MM
DIMENSIONS HXWXD (mm/inch)	600/23,6 X 280/11 X 111/4,37	1050/41,3 X 320/12,6 X 111/4,37	360/14,2 X 360/14,2 X 115/4,53
WEIGHT (kg/lbs) PER SPEAKER	8,5 / 18,7	16,9 / 37,25	5,5 / 12,1
EXTRAS (included)	WHITE AND BLACK FRONT	WHITE AND BLACK FRONT	FRONTS IN EIGHT DIFFERENT COLORS RED, GREEN, PURPLE, BLUE, BLACK, WHITE, YELLOW, SMILEY

## SUBWOOFERS

MODEL	FLATSUB 8.2	FLATSUB 8 LARGE	FLATSUB MIDI	FLATSUB STEREO-ONE
TYPE	ACTIVE SUBWOOFER	ACTIVE SUBWOOFER	ACTIVE SUBWOOFER	ACTIVE SUB WITH BUILT-IN STEREO AMPLIFIER
DESCRIPTION	SEALED BOX, WALL MOUNTED	VENTED BOX, WALL MOUNTED	VENTED BOX, WALL MOUNTED	BLUETOOTH 2.1, SEALED BOX, WALL MOUNTED
AMPLIFIER (W)	250, CLASS D	150, CLASS AB	150, CLASS D	80, CLASS D + 2 X 35 CLASS D STEREO AMP
FREQ. RANGE (HZ-6dB)	25-200	30-150	25 - 200	30-250 / 30 - 25K
WOOFER	8"	8"	8"	7" + PASSIVE RADIATOR 7"
DIMENSIONS HXWXD (mm/inch)	300/11,8 X 465/18,3 X 171/6,73	340/13.4 X 670/26,3 X 155/6.1	445/17,5 X 400/15,8 X 172/6,8	300/11,8 X 550/21,7 X 165/6,5
WEIGHT (kg/lbs)	6,5 / 14,3	16.1 / 35.5	9,8 / 21,6	8,5 / 18,7
AC POWER REQUIRMENTS	120 V / 60 HZ OR 240 V / 50 HZ	120 V / 60 HZ OR 240 V / 50 HZ	120 V / 60 HZ OR 240 V / 50 HZ	120 V / 60 HZ OR 240 V / 50 HZ
EXTRAS (included)	WALL BRACKET	WALL BRACKET	WALL BRACKET	WALL BRACKET
REMARKS	WHITE AND BLACK FRONT CAN BE MOUNTED HORIZONTALY OR VERTICALLY	WHITE AND BLACK FRONT	NO FRONT CLOTH NEEDED	WHITE AND BLACK FRONT WIRELESS BLUETOOTH RECEIVER INCLUDED

CAR MARINE




HOME CUSTOM

SWEDEN



*since 1979*



FOR MORE INFORMATION,  
PLEASE CONTACT US AT  
[INFO@DLS.SE](mailto:INFO@DLS.SE)  
OR VISIT [WWW.DLS.SE](http://WWW.DLS.SE)